

PERMA DOCK SEAL

FOAM HEAD MEMBER



Provides the Best Possible Seal

High-Density, Full Memory Foam

Industrial Grade Fabrics for Long-Term Durability

Treated Wood or Galvanized Steel Backboards

Optional Wear Pleats Make Dock Seals More Durable



PERMA TECH INC.

YOUR SINGLE SOURCE FOR ALL YOUR LOADING DOCK NEEDS.

Perma Tech Inc. - 363 Hamburg Street - Buffalo, New York 14204
Toll Free 800-362-7325 - Phone 716-854-0707 - Fax 716-854-0774

WWW.PERMATECHINC.COM

PERMA DOCK SEAL

FEATURES AND OPTIONS

FEATURES:

Perma Tech Dock Seals provide the most effective seal possible at the loading dock door to ensure reduced heating and cooling costs, loading safety, security, and product protection against the elements.

A wide variety of dock seal designs, sizes, options, and cover fabrics allow us to custom build a dock seal designed to meet your requirements. Years of experience result in time proven craftsmanship and quality construction, giving you the best value for your investment.

Perma Tech uses only the highest quality components. We offer a full range of industrial fabrics, engineered and tested for abrasion resistance, tear resistance, weathering, and flexibility. All lumber backboards are pressure treated, and polyurethane foam maintains its high resiliency to prevent foam pad "sag." Full height 4" wide yellow guide stripes are standard on all models, along with galvanized hardware.

FOAM HEAD MEMBER

A 12" wide foam filled, wood backed head member is standard on Perma Dock Seals for doors less than 9'0" high. Three sided foam protection provides the most effective seal at the loading dock door. Extra wide head members, 18" - 30", are available to allow varied truck height coverage. A chain-weighted drop flap sewn to the foam head pad services an occasional lower truck and can be held out of the way with Velcro fasteners.



Perma Tech is dedicated to manufacturing superior products.

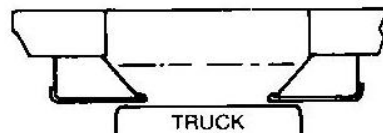
We strive to be responsive and consistently satisfy our customers' requirements.

HIGH QUALITY FABRICS:

The dock seal cover fabric is the most critical component in determining the useful life of a dock seal. Perma Tech offers a variety of weight vinyl and colors designed to suit every dock situation from light volume traffic to the heaviest traffic.

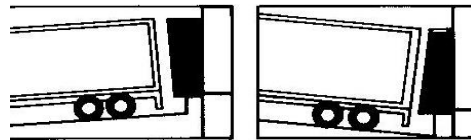
WEDGED SIDE MEMBERS:

Wedge cut side members extend foam only into the door opening to effectively seal the trailer without subjecting wood backboards to damage from passing loads.




DECLINE OR INCLINE:

Tapered dock seal projections are available to accommodate sloped drives. Even truck contact and compression into the foam pads eliminate excessive wear at the top or bottom of the seal.



FACING OPTIONS:

 A second layer of material sewn over the base fabric provides additional protection on the face of the dock seal. Available in your choice of fabrics to provide longer dock seal life.

PERMA PLEATS:

Perma Pleats provide extra protection on the face of the dock seal. Overlapping flaps of material sewn to the base fabric increase durability and extend dock seal life. Perma Pleats are available in a variety of fabrics and in three overlapping exposures.

