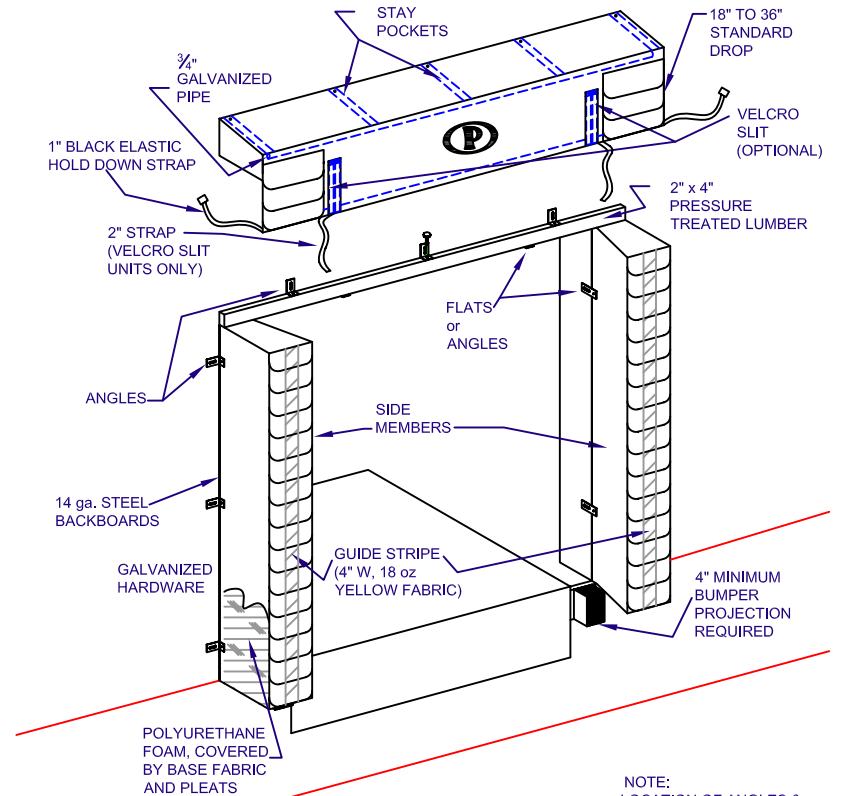
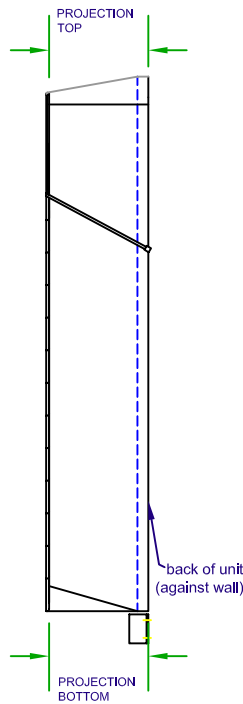
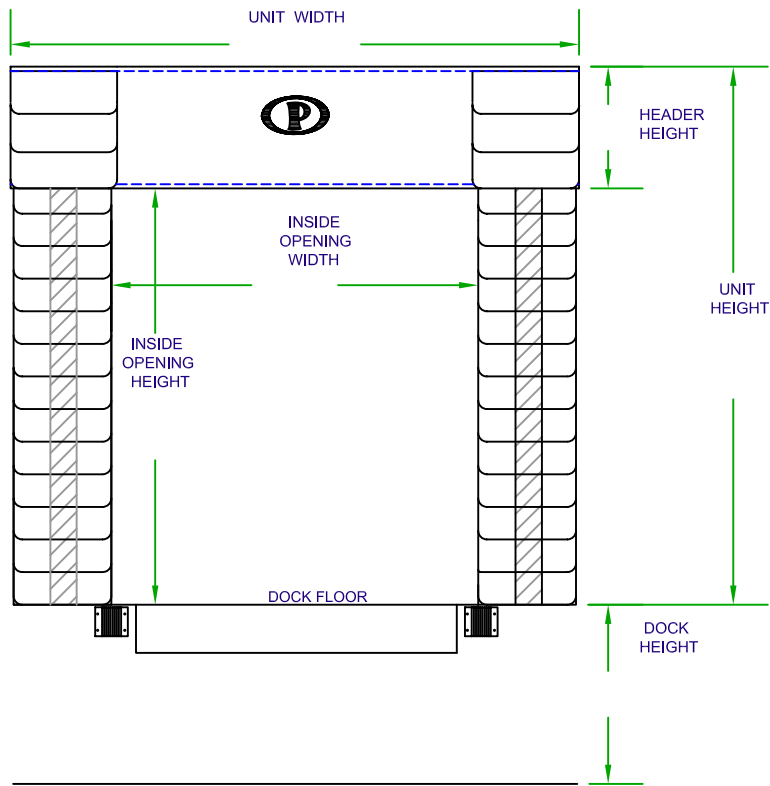


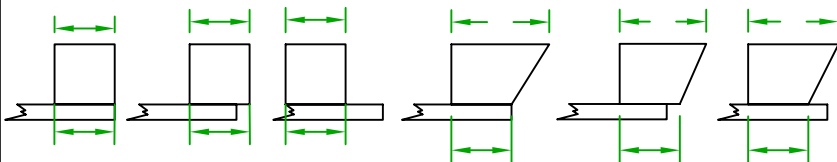
"NF" (NO FOAM) HEADER DOCK SEAL (W / PLEATS) SPECIFICATION SHEET



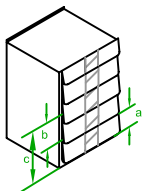
DESIGNED FOR DOORS 9' OR HIGHER

NOTE:
LOCATION OF ANGLES &
FLATS DETERMINED BY
INSTALLER TO SUIT WALL
CONFIGURATIONS.

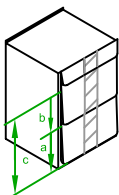
SIDE PAD MOUNTING VARIATIONS: CIRCLE ONE:
ENTER SIDE PAD FACE WIDTH:



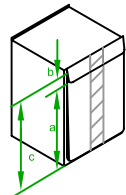
ENTER SIDE PAD BASE WIDTH:



PP4
a. Exposure 4"
b. Overlap 4"
c. Total Length 8"



PP8
a. Exposure 8"
b. Overlap 10"
c. Total Length 18"



PP16
a. Exposure 16"
b. Overlap 2"
c. Total Length 18"

QUANTITY: _____, MODEL: _____
UNIT SIZE: _____ WIDTH, _____ HEIGHT
HEAD CURTAIN: _____ WIDTH, _____ DROP
INSIDE OPENING WIDTH: _____
INSIDE OPENING HEIGHT: _____
PROJECTION: _____ TOP, _____ BOTTOM
SIDE PAD: _____ HEIGHT, _____ WEDGE
CHAIN FLAP: _____ WIDTH, _____ LENGTH
BASE FABRIC: _____, COLOR: _____
FACE FABRIC: _____, COLOR: _____

DOOR SIZE: _____ WIDTH, _____ HEIGHT
DOCK HEIGHT: _____, BUMPER PROJECTION: _____
APPROACH: LEVEL DECLINE INCLINE
_____ " DIFFERENCE IN 50'-0"

OPTIONS:
 VELCRO SLIT: _____ HEIGHT.
 3 ROPE PULL-UP
 UNIT SUPPORT FRAME: WOOD STEEL
 INSIDE WRAP -
MATERIAL: _____, HEIGHT: _____

SPECIAL INFORMATION



PERMA TECH, INC.

363 HAMBURG STREET • BUFFALO, NY 14204
(716) 854-0707 • 1-800-DOC-SEAL
www.permatechinc.com

JOB:

DEALER:

CONTACT:

QUOTE #:

APPROVED BY SIGNATURE: